

**S1** Insert card Light sensor



- High frequency
- Low frequency
- Light sensor

**S2** **S3** Light switch



**S4** Dimmer or Fan switch



S1 S2 S3 S4


Bed light/Central light



S5 Do not disturb



S6 Please wait/Clean



S5,S6 are using with the Doorbell& 3 indicator, which is installed outside the room

**S1** Shaver socket



**S2** General socket




**S3** **S4**

General socket or USB socket



**S5** Floor lamp socket



**S1 S2 Refrigerator/Water heater socket**



**S3 TV Socket**



**S5 Internet & Tele socket**




**S4 S6 General socket**



T1 Sensor



T2 Footlight switch



# WHITE



# DARK GREY



# GOLDEN

